



Alvord Unified School District


Our Promise: All students will realize their unlimited potential.

California School Dashboard and Local Control and Accountability Plan

Angela Gallardo-Hopkins, State and Federal Programs

Quyen Nguyen, Research and Evaluation





Alvord Unified School District

Our Promise: All students will realize their unlimited potential.

California School Dashboard Our District Results

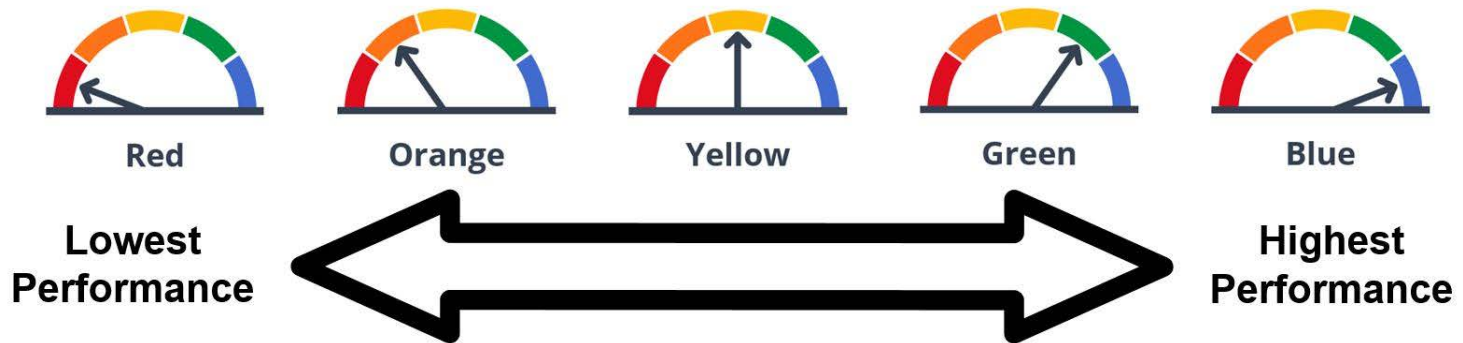




California Department of Education-California School Dashboard

California School DASHBOARD

“Let the Conversations Begin”



THE ALVORD UNIFIED SCHOOL DISTRICT PROMISE:

ALL STUDENTS WILL REALIZE THEIR UNLIMITED POTENTIAL.





How Dashboard Performance Colors Are Determined

Current Year Data
(2018-2019)

“Status”

Current Year Data
(2018-2019)
minus

Prior Year Data
(2017-2018)

“Change”

THE ALVORD UNIFIED SCHOOL DISTRICT PROMISE:



ALL STUDENTS WILL REALIZE THEIR UNLIMITED POTENTIAL.



Dashboard Performance Colors

Status (2018-2019 data)

Level	Declined Significantly from Prior Year	Declined from Prior Year	Maintained from Prior Year	*Increased from Prior Year	Increased Significantly from Prior Year
Very High in Current Year	Yellow	Green	Blue	*Blue	Blue
*High in Current Year	*Orange	*Yellow	*Green	*Green	Blue
Medium in Current Year	Orange	Orange	Yellow	Green	Green
Low in Current Year	Red	Orange	Orange	Yellow	Yellow
Very Low in Current Year	Red	Red	Red	Orange	Yellow

Change (2018/19 data-2017/18 data)

THE ALVORD UNIFIED SCHOOL DISTRICT PROMISE: ALL STUDENTS WILL REALIZE THEIR UNLIMITED POTENTIAL.





2019 California School Dashboard

DISTRICT PERFORMANCE OVERVIEW

Alvord Unified

Explore the performance of Alvord Unified under California's Accountability System.

Chronic Absenteeism



Orange

Suspension Rate



Yellow

English Learner Progress



No Performance Color

Graduation Rate



Green

College/Career



Orange

English Language Arts



Yellow

Mathematics



Orange

Basics: Teachers, Instructional Materials, Facilities

STANDARD MET

Implementation of Academic Standards

STANDARD MET

Parent and Family Engagement

STANDARD MET

Local Climate Survey

STANDARD MET

Access to a Broad Course of Study

STANDARD MET



State Measures



- English Language Arts
- Mathematics
- English Learner Progress Indicator



- Absent 10% or more of the instructional day students are enrolled



- 4 years of Comprehensive High School



- Students are prepared to continue education and/or enter career pathways



- Students suspended



- English learner progress toward English proficiency

2019 California School Dashboard Academic Performance

LEARN MORE

English Language Arts



Yellow

22.8 points below
standard

Increased 4.5 Points ▲

EQUITY REPORT

Number of Student Groups in Each
Color



LEARN MORE

Mathematics



Orange

59.5 points below
standard

Maintained 2.1 Points

EQUITY REPORT

Number of Student Groups in Each
Color



LEARN MORE

English Learner Progress

48.6% making
progress towards
English language
proficiency

Number of EL Students:
4,737

Progress Levels

Very High = 65% or higher
High = 55% to less than 65%
Medium = 45% to less than 55%
Low = 35% to less than 45%
Very Low = Less than 35%

LEARN MORE

College/Career



Orange

31.8% prepared

Declined 2.6% ▼

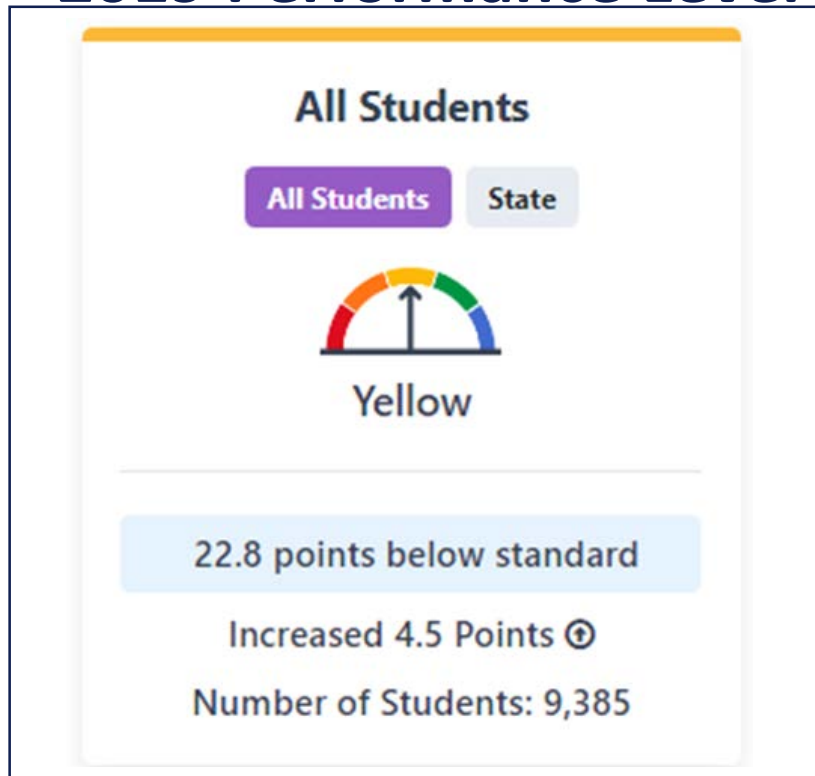
EQUITY REPORT

Number of Student Groups in Each
Color




State Indicator – Academic Performance English Language Arts

2019 Performance Level



Assessments Results:

- Smarter Balanced Summative Assessment
- OR
- California Alternate Assessment
- Based on 2018-2019 student results
- Grades 3rd-8th and 11th



THE ALVORD UNIFIED SCHOOL DISTRICT PROMISE:



ALL STUDENTS WILL REALIZE THEIR UNLIMITED POTENTIAL

State Indicator – Academic Performance

English Language Arts

Reporting Year: 2019 ▾ Select a Report: 5x5 English Language Arts Placement Report (Grades 3-8 and 11) ▾

[View Student Groups Five-by-Five Report](#)

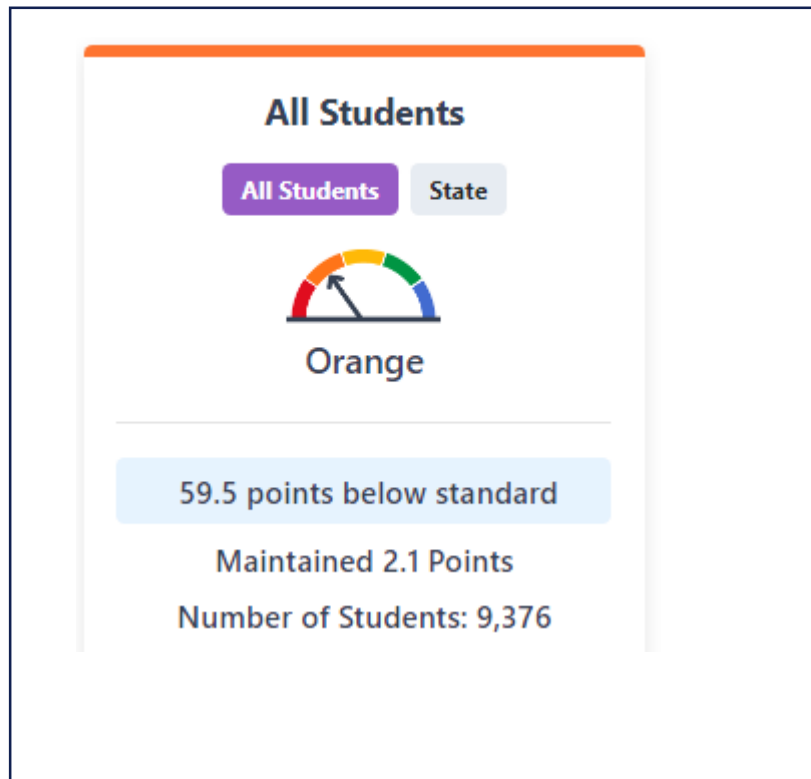
School Types: All Schools ▾ (use this filter to view cut points by school type)

[View Detailed Data](#)

Level	DECLINED SIGNIFICANTLY	DECLINED	MAINTAINED	INCREASED	INCREASED SIGNIFICANTLY
VERY HIGH	Green (None)	Green (None)	Blue (None)	Blue (None)	Blue (None)
HIGH	Green (None)	Green (None)	Green ▪ Lake Hills Elementary	Green (None)	Blue ▪ Hillcrest High
MEDIUM	Yellow (None)	Yellow (None)	Yellow (None)	Green ▪ Norte Vista High	Green (None)
LOW	Orange ▪ Promenade Elementary	Orange ▪ Allan Orrenmaa Elementary ▪ Phillip M. Stokoe Elementary ▪ Rosemary Kennedy Elementary	Orange ▪ Foothill Elementary ▪ La Granada Elementary ▪ Loma Vista Middle ▪ S. Christa McAuliffe Elementary ▪ Terrace Elementary ▪ Ysmael Villegas Middle	Yellow Alvord Unified (District Placement) ▪ Arizona Middle ▪ Arlanza Elementary ▪ Collett Elementary ▪ Myra Linn Elementary ▪ Twinhill Elementary	Yellow ▪ La Sierra High ▪ Valley View Elementary ▪ Wells Middle
VERY LOW	Red ▪ Alvord Continuation High	Red (None)	Red (None)	Orange (None)	Orange (None)


State Indicator – Academic Performance Mathematics

2019 Performance Level



Assessments Results:

- Smarter Balanced Summative Assessment
- OR
- California Alternate Assessment
- Based on 2018-2019 student results
- Grades 3rd-8th and 11th



THE ALVORD UNIFIED SCHOOL DISTRICT PROMISE:

ALL STUDENTS WILL REALIZE THEIR UNLIMITED POTENTIAL.



State Indicator – Academic Performance

Mathematics

Reporting Year: 2019 Select a Report: 5x5 Mathematics Placement Report (Grades 3-8 and 11)

[View Student Groups Five-by-Five Report](#)

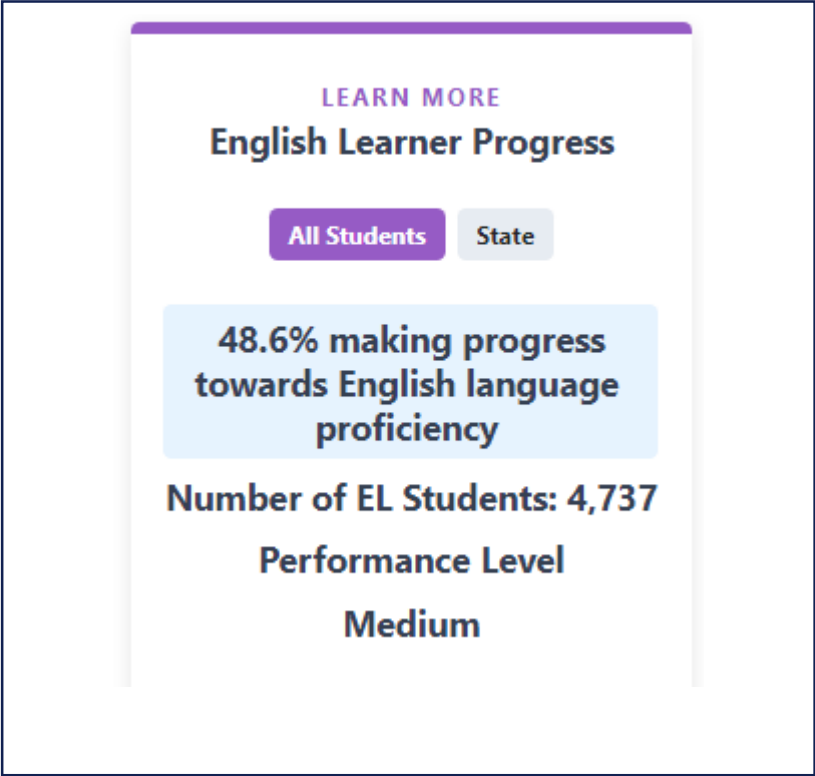
School Types: All Schools (use this filter to view cut points by school type)

[View Detailed Data](#)

Level	DECLINED SIGNIFICANTLY	DECLINED	MAINTAINED	INCREASED	INCREASED SIGNIFICANTLY
VERY HIGH	Green (None)	Green (None)	Blue (None)	Blue (None)	Blue (None)
HIGH	Green (None)	Green (None)	Green (None)	Green <ul style="list-style-type: none"> Lake Hills Elementary 	Blue (None)
MEDIUM	Yellow <ul style="list-style-type: none"> Promenade Elementary 	Yellow (None)	Yellow (None)	Green <ul style="list-style-type: none"> S. Christa McAuliffe Elementary 	Green <ul style="list-style-type: none"> Hillcrest High
LOW	Orange (None)	Orange <ul style="list-style-type: none"> Allan Orrenmaa Elementary Foothill Elementary La Granada Elementary Myra Linn Elementary Ysmael Villegas Middle 	Orange <ul style="list-style-type: none"> Alvord Unified (District Placement) Arizona Middle Arlanza Elementary Phillip M. Stokoe Elementary Rosemary Kennedy Elementary Terrace Elementary 	Yellow <ul style="list-style-type: none"> Collett Elementary Loma Vista Middle Norte Vista High Twinhill Elementary 	Yellow <ul style="list-style-type: none"> La Sierra High Valley View Elementary
VERY LOW	Red <ul style="list-style-type: none"> Alvord Continuation High 	Red (None)	Red <ul style="list-style-type: none"> Wells Middle 	Orange (None)	Orange (None)

State Indicator – Academic Performance English Learner Progress Indicator (ELPI)

2019 Performance Level



Assessments Results:

- English Language Proficiency Assessments for California (ELPAC)
- Based on 2018-2019 & 2017-2018 student results
- Grades TK-12th
 - Annual Summative ELPAC



THE ALVORD UNIFIED SCHOOL DISTRICT PROMISE:

ALL STUDENTS WILL REALIZE THEIR UNLIMITED POTENTIAL.

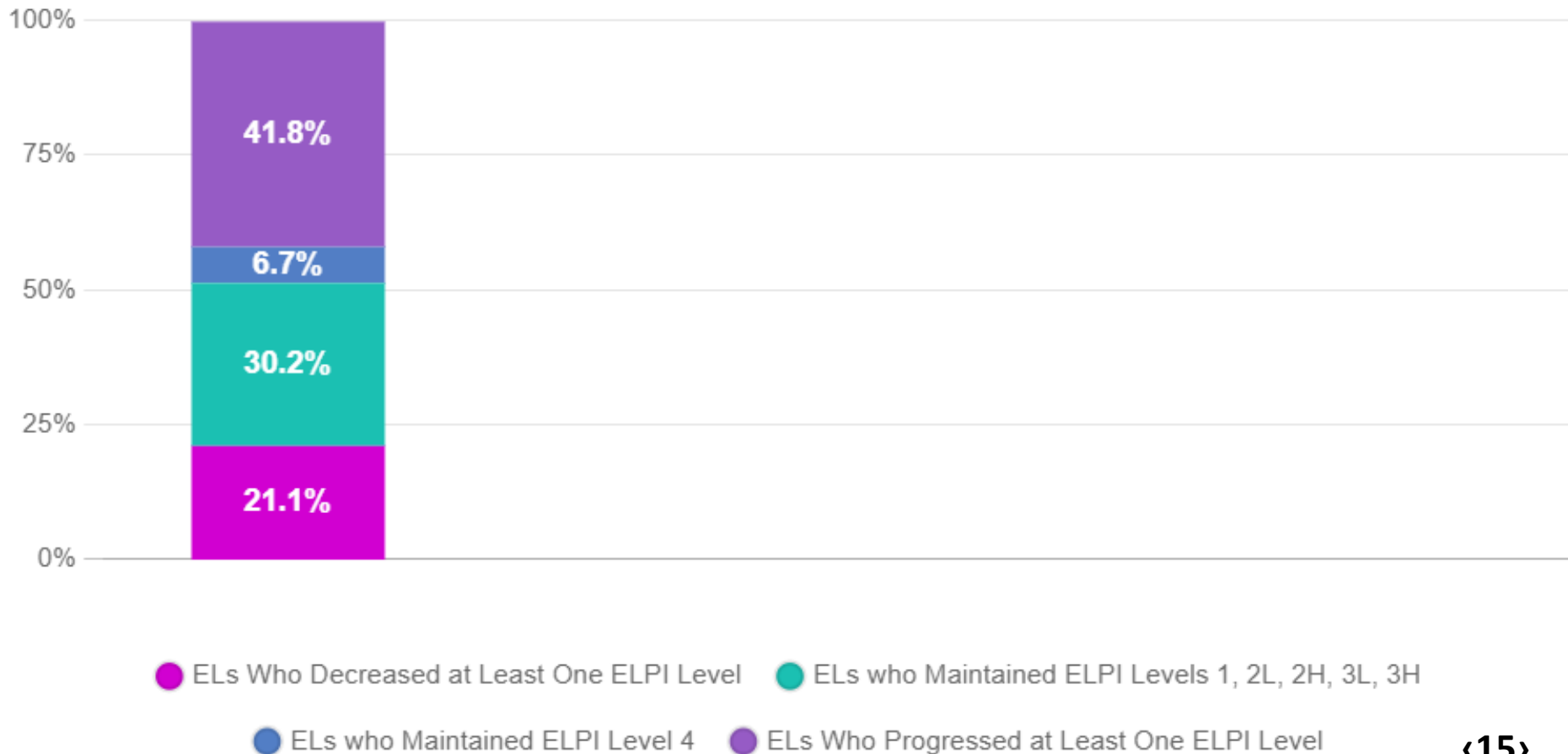


State Indicator – Academic Performance

Progress Toward English Language Proficiency

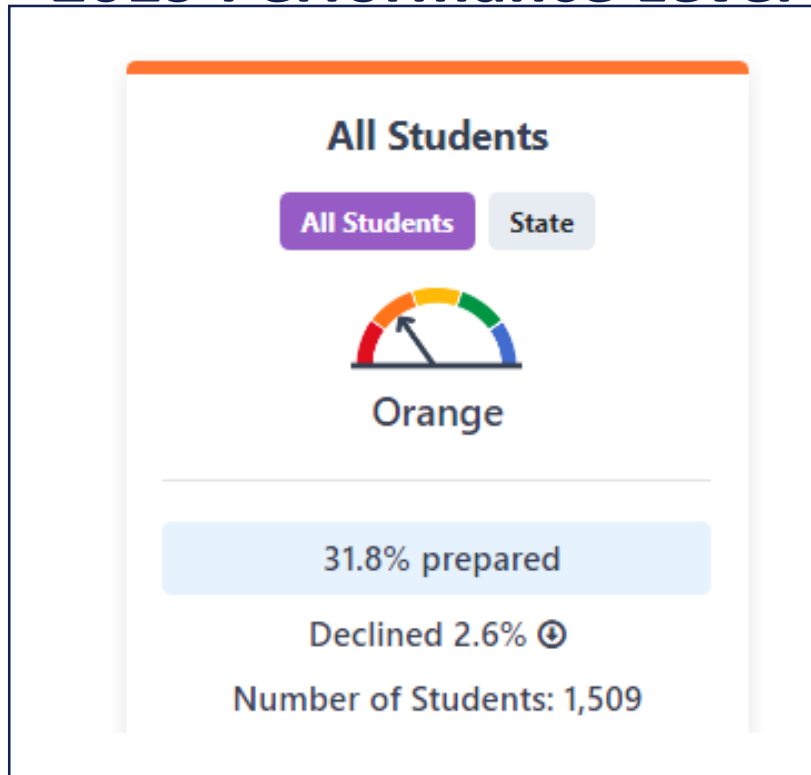
Student English Language Acquisition Results

The percentage of current EL students who progressed at least one ELPI level, maintained ELPI level 4, maintained lower ELPI levels (i.e, levels 1, 2L, 2H, 3L, or 3H), or decreased at least one ELPI Level.



State Indicator – Academic Performance College and Career

2019 Performance Level



Assessments Results:

- Smarter Balanced Summative Assessment Scores in ELA and Math
- Dual Enrollment in academic/CTE subjects
- Advanced Placement (AP) exams
- International Baccalaureate (IB) exams
- A-G Completion
- Completion of CTE pathway
- Based on 2018-2019 student results



THE ALVORD UNIFIED SCHOOL DISTRICT PROMISE:

ALL STUDENTS WILL REALIZE THEIR UNLIMITED POTENTIAL.



State Indicator – Academic Performance College and Career

[View Detailed Data](#)

Level	DECLINED SIGNIFICANTLY <i>from Prior Year (by 9.1% or more)</i>	DECLINED <i>from Prior Year (by 2.0% to less than 9.0%)</i>	MAINTAINED <i>from Prior Year (declined or increased by less than 1.9%)</i>	INCREASED <i>from Prior Year (by 2.0% to 8.9%)</i>	INCREASED SIGNIFICANTLY <i>from Prior Year (by 9.0% or more)</i>
VERY HIGH <i>70.0% or greater in Current Year</i>	Yellow (None)	Green (None)	Blue (None)	Blue (None)	Blue (None)
HIGH <i>55.0% to 69.9% in Current Year</i>	Orange (None)	Yellow (None)	Green (None)	Green (None)	Blue (None)
MEDIUM <i>35.0% to less than 54.9% in Current Year</i>	Orange (None)	Orange (None)	Yellow <ul style="list-style-type: none"> Hillcrest High Norte Vista High 	Green (None)	Green (None)
LOW <i>10.0% to 34.9% in Current Year</i>	Red (None)	Orange Alvord Unified (District Placement) <ul style="list-style-type: none"> La Sierra High 	Orange (None)	Yellow (None)	Yellow (None)
VERY LOW <i>9.9% or lower in Current Year</i>	Red (None)	Red (None)	Red <ul style="list-style-type: none"> Alvord Alternative Continuation High Alvord Continuation High 	Orange (None)	Yellow (None)



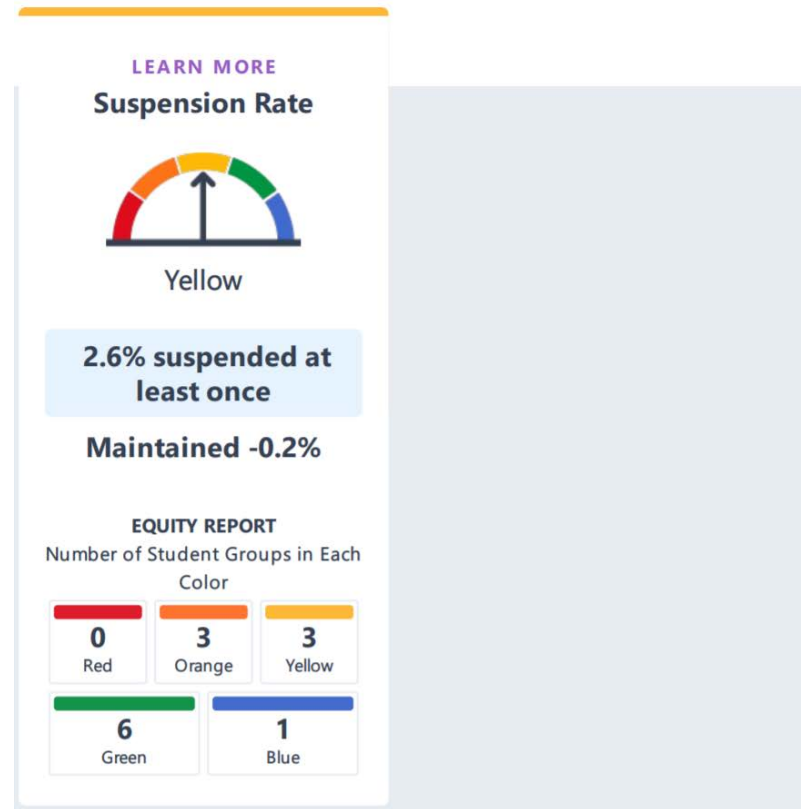
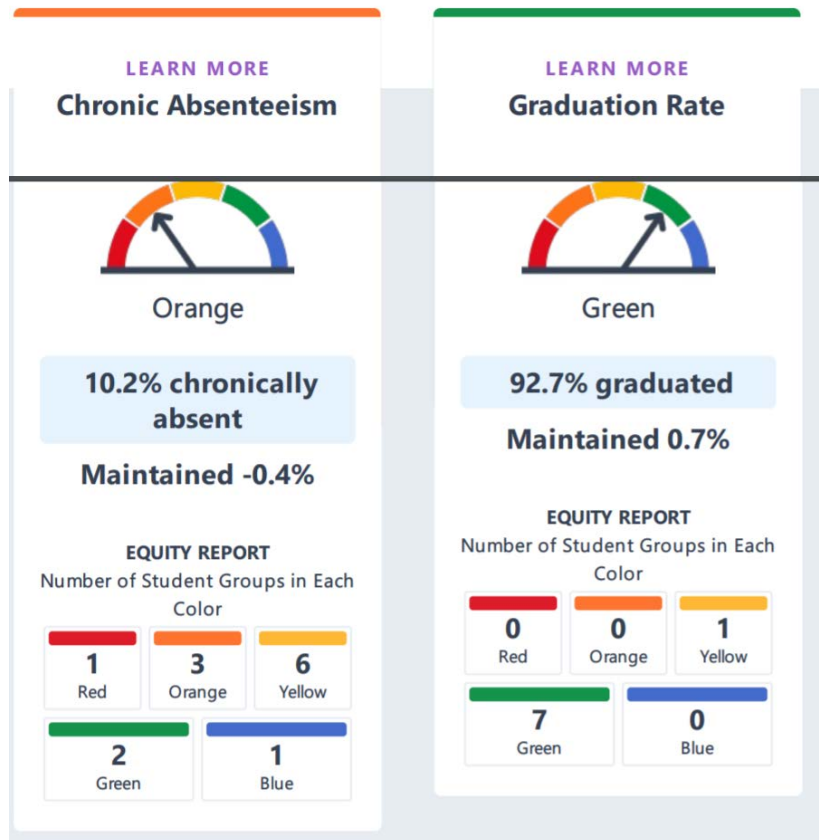
2019 California School Dashboard

Academic Engagement

See information that shows how well schools are engaging students in their learning.

Conditions & Climate

View data related to how well schools are providing a healthy, safe and welcoming environment.



THE ALVORD UNIFIED SCHOOL DISTRICT PROMISE:

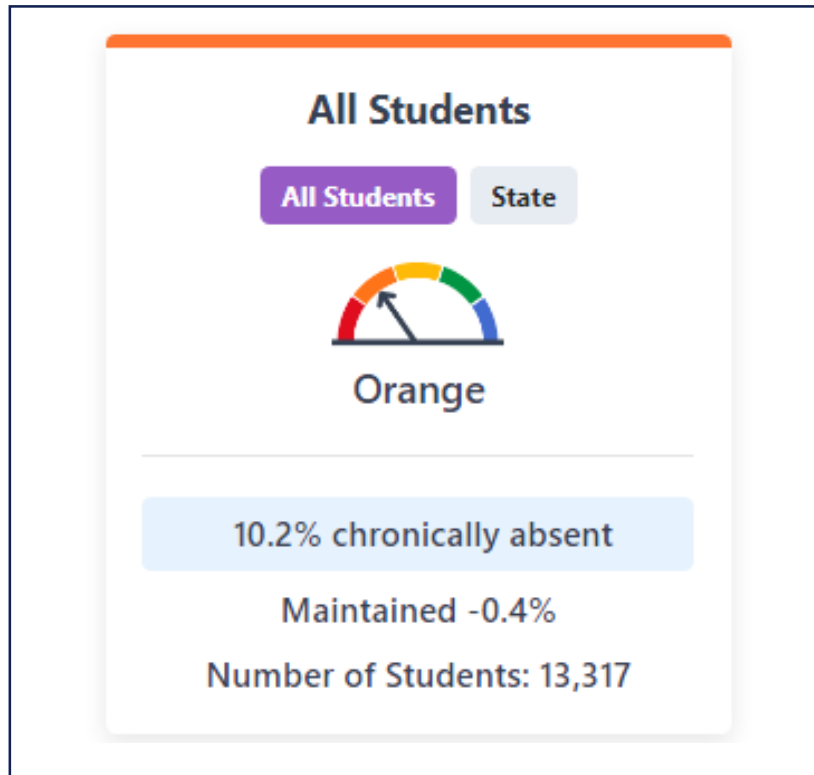
ALL STUDENTS WILL REALIZE THEIR UNLIMITED POTENTIAL.



State Indicator – Academic Engagement

Chronic Absenteeism

2019 Performance Level



Assessments Results:

- Percentage of students who are absent 10% or more of the instructional days enrolled
- Grades TK-8th
- Based on 2018-2019 student results



THE ALVORD UNIFIED SCHOOL DISTRICT PROMISE:

ALL STUDENTS WILL REALIZE THEIR UNLIMITED POTENTIAL.



State Indicator – Academic Engagement

Chronic Absenteeism

Chronic Absenteeism Indicator - Schools Five-by-Five Placement

Reporting Year: 2019 Select a Report: 5x5 Chronic Absenteeism Placement Report (Grades K-8)

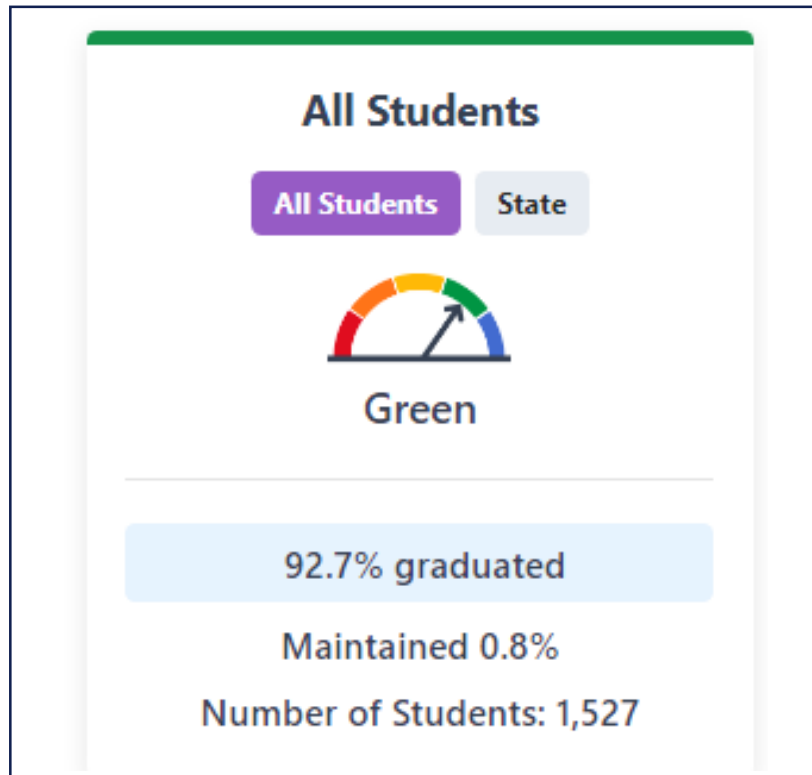
[View Student Groups Five-by-Five Report](#)

[View Detailed Data](#)

Level	INCREASED SIGNIFICANTLY <i>from Prior Year (by greater than 3.0%)</i>	INCREASED <i>from Prior Year (by 0.5% up to 3.0%)</i>	MAINTAINED <i>from Prior Year (declined or increased by less than 0.5%)</i>	DECLINED <i>from Prior Year (by 0.5% to less than 3.0%)</i>	DECLINED SIGNIFICANTLY <i>from Prior Year (by 3.0% or more)</i>
VERY LOW <i>2.5% or less in Current Year</i>	Yellow (None)	Green (None)	Blue (None)	Blue (None)	Blue (None)
LOW <i>More than 2.5% to 5.0% in Current Year</i>	Orange (None)	Yellow (None)	Green (None)	Green (None)	Blue (None)
MEDIUM <i>More than 5.0% to 10.0% in Current Year</i>	Orange (None)	Orange <ul style="list-style-type: none">Rosemary Kennedy Elementary	Yellow <ul style="list-style-type: none">Promenade ElementaryValley View ElementaryYsmael Villegas Middle	Green <ul style="list-style-type: none">Collett ElementaryLake Hills ElementaryS. Christa McAuliffe Elementary	Green (None)
HIGH <i>More than 10.0% to 20.0% in Current Year</i>	Red (None)	Orange <ul style="list-style-type: none">Allan Orrenmaa ElementaryArlanza ElementaryPhillip M. Stokoe ElementaryTwinhill ElementaryWells Middle	Orange <ul style="list-style-type: none">Alvord Unified (District Placement)Arizona MiddleLoma Vista MiddleTerrace Elementary	Yellow <ul style="list-style-type: none">La Granada ElementaryMyra Linn Elementary	Yellow <ul style="list-style-type: none">Foothill Elementary
VERY HIGH <i>More than 20.0% in Current Year</i>	Red (None)	Red (None)	Red (None)	Orange (None)	Yellow (None)

State Indicator – Academic Engagement Graduation Rate

2019 Performance Level



Assessments Results:

- High school diploma
- OR
- Completion of graduation requirements at an alternative school
- Based on 2018-2019 student results



THE ALVORD UNIFIED SCHOOL DISTRICT PROMISE:

ALL STUDENTS WILL REALIZE THEIR UNLIMITED POTENTIAL.



State Indicator – Academic Engagement Graduation Rate

Reporting Year: 2019 Select a Report: 5x5 Graduation Rate Placement Report (Grades 9-12)

[View Student Groups Five-by-Five Report](#)

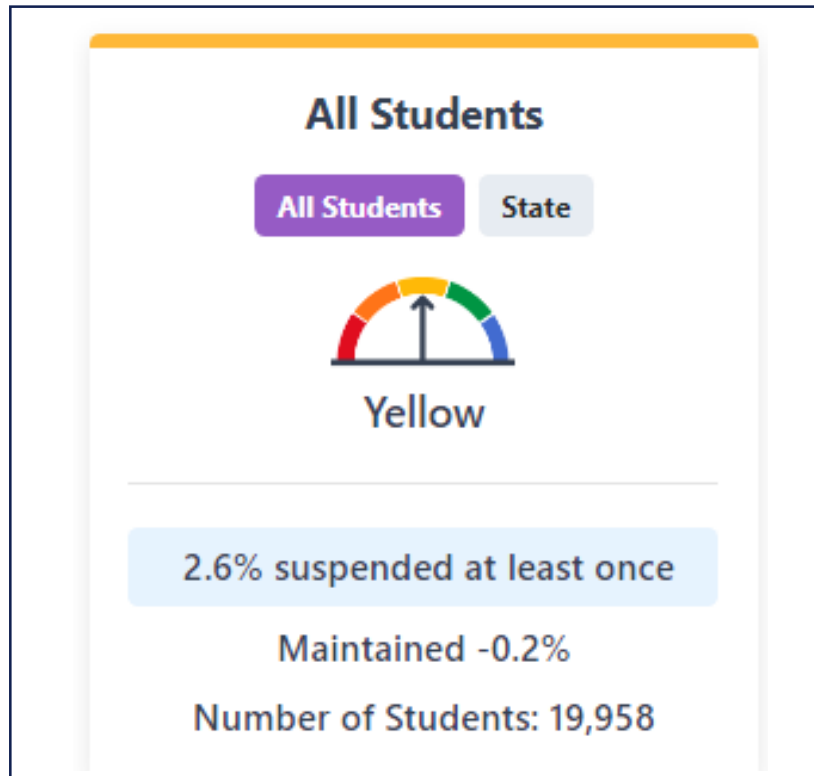
School Types: All Schools (use this filter to view cut points by school type)

[View Detailed Data](#)

Level	DECLINED SIGNIFICANTLY	DECLINED	MAINTAINED	INCREASED	INCREASED SIGNIFICANTLY
VERY HIGH	Gray (N/A)	Blue (None)	Blue (None)	Blue ▪ Hillcrest High	Blue (None)
HIGH	Orange (None)	Yellow (None)	Green Alvord Unified (District Placement) ▪ Alvord Alternative Continuation High ▪ Alvord Continuation High ▪ Norte Vista High	Green ▪ La Sierra High	Blue (None)
MEDIUM	Orange (None)	Orange (None)	Yellow (None)	Green (None)	Green (None)
LOW	Red (None)	Orange (None)	Orange (None)	Yellow (None)	Yellow (None)
VERY LOW	Red (None)	Red (None)	Red (None)	Red (None)	Red (None)

State Indicator – Conditions and Climate Suspension Rate

2019 Performance Level



Assessments Results:

- Percentage of students who have been suspended at least once in a given school year
- Grades TK-12th
- Based on 2018-2019 student results



THE ALVORD UNIFIED SCHOOL DISTRICT PROMISE:

ALL STUDENTS WILL REALIZE THEIR UNLIMITED POTENTIAL.



State Indicator – Conditions and Climate Suspension Rate

Reporting Year: 2019 ▾ Select a Report: 5x5 Suspension Rate Placement Report (Grades K-12) ▾

[View Student Groups Five-by-Five Report](#)

School Types: All Schools ▾ (use this filter to view cut points by school type)

[View Detailed Data](#)

Level	INCREASED SIGNIFICANTLY	INCREASED	MAINTAINED	DECLINED	DECLINED SIGNIFICANTLY
VERY LOW	Gray (None)	Green (None)	Blue <ul style="list-style-type: none"> Lake Hills Elementary Terrace Elementary 	Blue (None)	Blue <ul style="list-style-type: none"> Valley View Elementary
LOW	Orange (None)	Yellow <ul style="list-style-type: none"> Allan Orrenmaa Elementary Phillip M. Stokoe Elementary 	Green <ul style="list-style-type: none"> La Granada Elementary 	Green <ul style="list-style-type: none"> Arlanza Elementary Hillcrest High Promenade Elementary Rosemary Kennedy Elementary S. Christa McAuliffe Elementary 	Blue (None)
MEDIUM	Orange (None)	Orange <ul style="list-style-type: none"> Alvord Alternative Continuation High Collett Elementary Norte Vista High Twinhill Elementary Wells Middle 	Yellow Alvord Unified (District Placement)	Green <ul style="list-style-type: none"> Alvord Continuation High Arizona Middle La Sierra High Loma Vista Middle Myra Linn Elementary Ysmael Villegas Middle 	Green <ul style="list-style-type: none"> Foothill Elementary
HIGH	Red (None)	Orange (None)	Orange (None)	Yellow (None)	Yellow (None)
VERY HIGH	Red (None)	Red (None)	Red (None)	Orange (None)	Yellow (None)



Alvord Unified School District

Our Promise: All students will realize their unlimited potential.

2017-2020 Local Control and Accountability Plan

<https://www.alvordschools.org/lcap>



2017-2020 LCAP Goals

Goal 1: Conditions of Learning-Students will be enrolled in a comprehensive course of study taught by highly qualified staff in schools that are clean and in good repair

Goal 2: Pupil Outcomes-Students will be prepared to be college and career ready when they graduate from high school

Goal 3: Engagement-Students will be educated in an environment which fosters connectedness and is inclusive of students, parents, and staff



THE ALVORD UNIFIED SCHOOL DISTRICT PROMISE:

ALL STUDENTS WILL REALIZE THEIR UNLIMITED POTENTIAL.



2020-2023 LCAP Stakeholder Input

- Board of Education
- Board Subcommittees
- California School Employees Association, Chapter 339
- Alvord Educators Association
- Management
- LCAP Steering Committee
- Thoughtexchange
- California Healthy Kids Survey
- District English Learner Advisory Committee (DELAC)
- Parent Advisory Committee (PAC)
- School Site Councils (SSC)
- English Learner Advisory Committees (ELAC)

THE ALVORD UNIFIED SCHOOL DISTRICT PROMISE:

ALL STUDENTS WILL REALIZE THEIR UNLIMITED POTENTIAL.



2020-2023 LCAP

Stakeholder Engagement Process

- Engage community in the providing input into development of our Local Control Accountability Plan (LCAP)
- Identify instructional needs of our students
- Provide input regarding the actions and services to target the needs of our students
- Provide input on the prioritization of actions and services that promote and increase the success of our students

THE ALVORD UNIFIED SCHOOL DISTRICT PROMISE:

ALL STUDENTS WILL REALIZE THEIR UNLIMITED POTENTIAL.



2020-2023 LCAP Stakeholder Input

Thoughtexchange

- “What are the most important things to focus on as we continue our work to support all students?”
- 2-week survey window
- 3/13/20-3/29/20
- Results by site and district
- Available online for all

California Healthy Kids Survey

- All 5th, 7th, and 9th grade students
- All families
- All staff
- Results by sites and district
- 3/9/20-4/5/20
- Online for all and paper surveys available for families

THE ALVORD UNIFIED SCHOOL DISTRICT PROMISE:

ALL STUDENTS WILL REALIZE THEIR UNLIMITED POTENTIAL.



2020-2023 LCAP Development Process

March 2020-May 2020

- Review data
- Gather input from Stakeholder groups
- Develop budget for the 2020-2023 LCAP
- Evaluate progress of the actions within the current LCAP
- Develop our 2020-2023 LCAP
- Review and revise 2020-2023 LCAP

June 2020-September 2020

- Public Hearing
- Final Revisions of LCAP
- Board approval of LCAP
- Submission of LCAP to the Riverside County Office of Education (RCOE) for approval
- RCOE Reviews for compliance
- Final RCOE approval

THE ALVORD UNIFIED SCHOOL DISTRICT PROMISE:

ALL STUDENTS WILL REALIZE THEIR UNLIMITED POTENTIAL.



2020-2023 LCAP Goals

Goal 1: Conditions of Learning-Students will be enrolled in a comprehensive course of study taught by highly qualified staff in schools that are clean and in good repair

Goal 2: Pupil Outcomes-Students will be prepared to be college and career ready when they graduate from high school

Goal 3: Engagement-Students will be educated in an environment which fosters connectedness and is inclusive of students, parents, and staff



THE ALVORD UNIFIED SCHOOL DISTRICT PROMISE:



ALL STUDENTS WILL REALIZE THEIR UNLIMITED POTENTIAL.

2020-2023 LCAP

Stakeholder Input


- What are our district's areas of strength and areas in need of improvement?
- What groups of students need additional support?
- How will our district plan to use funds targeting the needs of our students identified as Low Income (LI), English Learners (EL), Foster Youth (FY), and other high-need groups of students?
- How will the actions/services benefit these groups of students?
- What programs are or are not working well in our district?
- Which schools need more attention?
- How will we evaluate progress toward our LCAP goals?

THE ALVORD UNIFIED SCHOOL DISTRICT PROMISE:

ALL STUDENTS WILL REALIZE THEIR UNLIMITED POTENTIAL.



LCAP Input



THE ALVORD UNIFIED SCHOOL DISTRICT PROMISE:



ALL STUDENTS WILL REALIZE THEIR UNLIMITED POTENTIAL.

LCAP



THE ALVORD UNIFIED SCHOOL DISTRICT PROMISE:



ALL STUDENTS WILL REALIZE THEIR UNLIMITED POTENTIAL.